


HAVING FUN AT
THE EXHIBITIONS

A BRIEF GUIDE OF
WORKSHOPS AND
GALLERY ACTIVITIES



**EVERY CHILD
IS AN ARTIST -**

**THE PROBLEM IS
HOW TO REMAIN
AN ARTIST ONCE
WE GROW UP.**

- PABLO PICASSO

CONTENT

- 3 | ABOUT QATAR MUSEUMS**
- 4 | ABOUT EDUCATION PROGRAM**
- 5 | ABOUT GALLERY ACTIVITIES**
 - SKETCHING TOUR**
 - TREASURE HUNT**
 - CLOSER LOOK**
 - GALLERY DISCUSSIONS**
 - MINDFULNESS ACTIVITY**
 - TOUCH EXHIBIT**
- 17 | ABOUT HANDS-ON ACTIVITIES**
 - CERAMICS/POTTERY**
 - DRAWING**
 - PAINTING**
 - CLAY**
 - RECYCLING**
 - MIXED MEDIA**

ABOUT QATAR MUSEUMS -

Our purpose as an organisation is to be a cultural instigator for the creation generation.

This is an ambition that we will deliver together as a group of museums and heritage sites to help fulfill the cultural goals of the 2030 Qatar National Vision. Our brand purpose also aligns with our organisational vision – to develop, promote and sustain the cultural sector at the highest standards.

ABOUT EDUCATION PROGRAM -

All of our education programmes provide interactive opportunities. We hope that they create lasting memories and lead to the development of creative, compassionate and engaged individuals.

For school teachers and educators, we bring custom-made workshops, conferences and trainings to suit their needs. We also focus on working with children to encourage them to explore the world around them, engage with it, and express themselves through creative activities.

All of our activities align with Qatar Supreme Educational Council Professional Standards for Teachers and National Curriculum Standards.

ABOUT GALLERY ACTIVITIES -

Gallery activities may be part of the tour or on their own. This involves experimenting inside the gallery exhibits. Students are encouraged to be aware of the museum etiquette. The materials provided must also not potentially damage the gallery and the artworks.



One of the gallery tour for 'Here There' exhibition



SKETCHING TOUR -

Participants have the freedom to document whatever they want - space, artworks, landscape or themselves! Imagine your eyes as a lens with your hands as camera. Choose wherever you please, however you'd like to sit and start drawing!

BENEFITS

- More observant on the artworks
- Produce art that they can proudly bring home
- More memorable experience

TARGET AUDIENCE

All ages, families and individuals.

MATERIALS NEEDED

Paper, clipboard and pencils/colours

7



8

TREASURE HUNT -

It can be executed in groups or individuals. A list of hidden items along with clues will given to participants to seek inside the exhibitions/gallery with time limit.

BENEFITS

- Team building skills
- Problem solving skill
- Explore all of the exhibits
- Exercise the physical & the mind
- Can be customised for all audience

TARGET AUDIENCE

All ages, families and individuals.

MATERIALS NEEDED

Paper, clipboard and pencils/colours

9

CLOSER LOOK -

The activity involves analysing a particular artwork by looking through a physical frame to choose a part of the artwork to analyse. Participants may need to sketch their focus or talk about it.

BENEFITS

- Observation & analysing skill
- Patience
- Develop concentration
- Encourage looking in different perspectives
- Imagination and creativity
- Appreciation on the artistic skill, materials & subject

TARGET AUDIENCE

Under 15 years old

MATERIALS NEEDED

Frames, sketchbook, pencil

10

GALLERY DISCUSSIONS -

Also known as the 'no shushing' activity encourages the participants to actively discuss and ask questions of the exhibits in the museum. Activities include analysing the exhibits through all senses.

BENEFITS

- Creating a friendly atmosphere
- Giving confidence
- Public Speaking skill
- Develop visual thinking strategy
- More attentive to the exhibits
- Develop imagination & creativity

**TARGET
AUDIENCE**
4 - 7 years old

**MATERIALS
NEEDED**
Cushions to sit on

11



12

MINDFULNESS ACTIVITY -

A space will be used as an art therapy space to conduct mindful activities such as yoga, meditation and tai chi.

BENEFITS

- Promoting art therapy
- Advocating for mental health
- Utilising the calm space of gallery

TARGET AUDIENCE

All ages, families and individuals.

MATERIALS NEEDED

Cushions to sit on

13

TOUCH EXHIBIT -

An item is duplicate for the purpose of this tactile sensory activity where participants are allowed to experience and learn an artwork through touching.

BENEFITS

- Allowing special needs to experience art
- More attentive
- Different perspective on the artworks





TARGET AUDIENCE

4 - 7 years old

MATERIALS NEEDED

Cushions to sit on

14



15

16

ABOUT HANDS ON WORKSHOPS -

It may be an add-ons activity after the guided tour or can be presented as an individual activity. It is an art making workshops where they get to explore various art mediums and techniques. The activities catered according to the museum collections or the current exhibitions, the audience such as age and curriculum education.

17




Create a learning space with the following basic materials but not limited to:

- Sinks with a running water supply
- Tables
- Chairs
- Materials Storage
- Displays
- Apron hanger
- Teaching board

BENEFITS

- Encourage imagination and creativity
- Encourage explorations
- Self discovery process
- Hand coordination skill
- A chance to relax

18



CERAMICS/POTTERY -

Learn how the properties of the clay and learn the basic techniques. Clay will be then created on a wheel turner.

MATERIALS

- Clay, wheel turner, aprons, tools to shape clay

Above 9 years old

PAINTING -

Learn basic properties of different types of papers and painting mediums: acrylic, oil and watercolour.

MATERIALS

- Painting equipments
Apron
Easel

Above 9 years old

DRAWING -

Sketching include still life, landscape and observational drawings with pencils and charcoal. It can be conducted everywhere including the exhibition gallery, museums and the park with public art.

MATERIALS

- Pencil/charcoal
Paper

All ages



CLAY -

Learn how the properties of the clay and learn the basic techniques.

MATERIALS

Clay, aprons, cutting tools
specialised for pottery

Between 4 - 9 years

RECYCLING -

Using disposable materials found in our lives to make art.

MATERIALS

Clean waste
Sticking medium
Additional decorations

Below 14 years old

MIXED MEDIA -

Unlimit the attendees by providing different kinds of materials and techniques to explore

MATERIALS

Any (most common used
is papier macher)



Below 12 years old



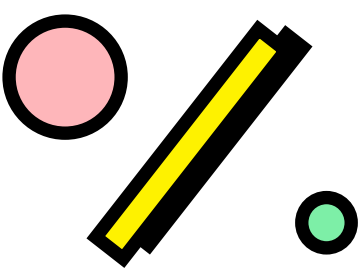
23

24

THANK YOU
FOR THE FUN TIMES



25



26

A bright yellow background with a grid of black dots. The dots are arranged in a regular pattern, with 6 dots per row and 10 dots per column. A white rectangular box with a black border is centered in the middle of the page.

**UNTIL NEXT
TIME -**